

# 单向阀

## Check Valves

HTCV08U- C0A 系列

SAE08 插孔—420bar

HTCV08U- C0A Valve Series

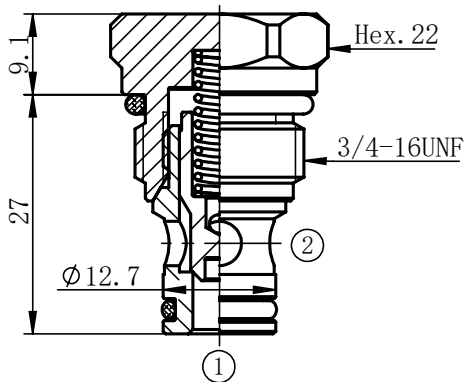
SAE08 Cartridge — 420 bar



原理图 Symbol



尺寸图 Dimensions



描述 Description

一种插装式、直动式、提升型单向阀。主要用途是阻塞或负载保持装置。该阀允许流通过端口 1 至 2: 插装阀具有全导向阀芯, 偏置弹簧是关闭的, 直到在端口 1 处施加足够的压力以打开到 2。油流在相反的方向上被阻挡(2 至 1)。

A screw-in, direct acting, poppet type check valve. Main use is as a blocking or load-holding device. The valve allows flow passage from port 1 to 2: the cartridge has a fully guided check which is spring-biased closed until sufficient pressure is applied at port 1 to open to 2. The flow is blocked in the opposite direction(2 to 1).



## 技术特性 Technical Features

锥阀经过热处理硬化并经过精密加工, 保证更低的内泄漏及更长的使用寿命。外部零件外表面都是经过镀锌处理和防腐蚀处理。所有零部件均采用高强度钢材制造。结构紧凑、体积小、采用通用标准插孔。

Poppet is hardened and ground to guarantee minimal wear and to extend service life. All external surfaces are zinc plated and corrosion-proof. All valve parts are made of high strength steel. Compact size. Industry common cavity.

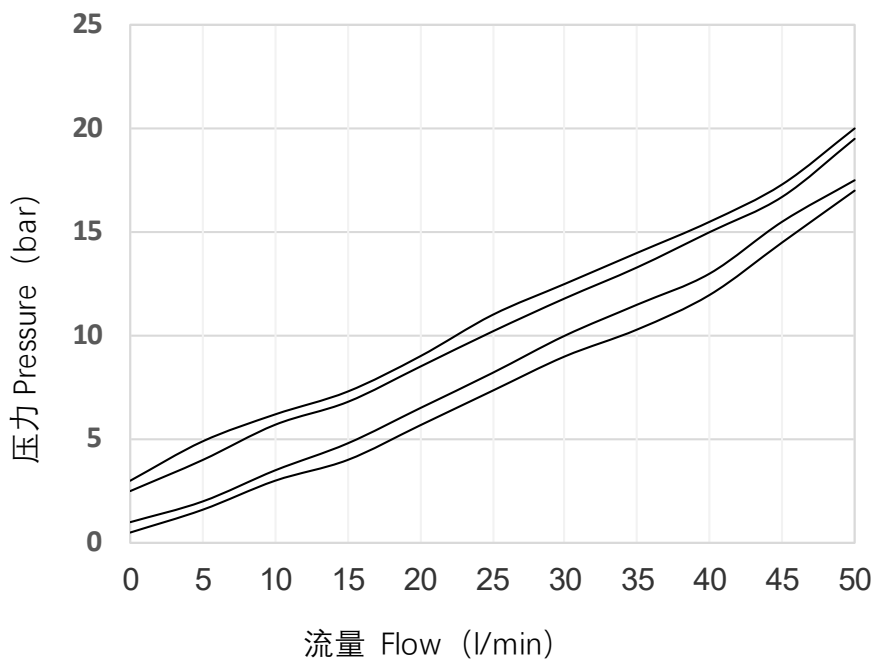


## 技术参数表 Technical Data

最大工作压力 Maximum operating pressure	420 bar
最大流量 Maximum flow	50l/min
开启压力 Cracking pressure	查看订货选型表 See table in Ordering code
最大内泄漏量 Maximum internal leakage	0,10 cm <sup>3</sup> / min @ 10 bar 0,10 cm <sup>3</sup> / min @ 420 bar
外露零件表面处理要求 External component treatment	Zn/Fe - standard Zn/Ni
安装方向 Orientation	无限制 No restrictions
安装力矩 Installation torque	40-45 Nm, Hex.22
测试技术规范 Technical specification for characterization	见尾页1-2 see the last page 1-2
重量 Weight	0.063 kg
适用油温范围 Oil Temperature Range	-30° C to 110° C
适用工作介质 Fluids	矿物油或具有润滑性的合成油液 Mineral - based or synthetics with lubricating properties
工作介质粘度范围 Viscosities	7,4 to 420 cSt
测试液压油型号 Oil testing condition	ISO VG 46 cSt
过滤要求 Filtration	20/18/15 ISO 4406 (maximum filtration admitted)



## 特性曲线 Performance

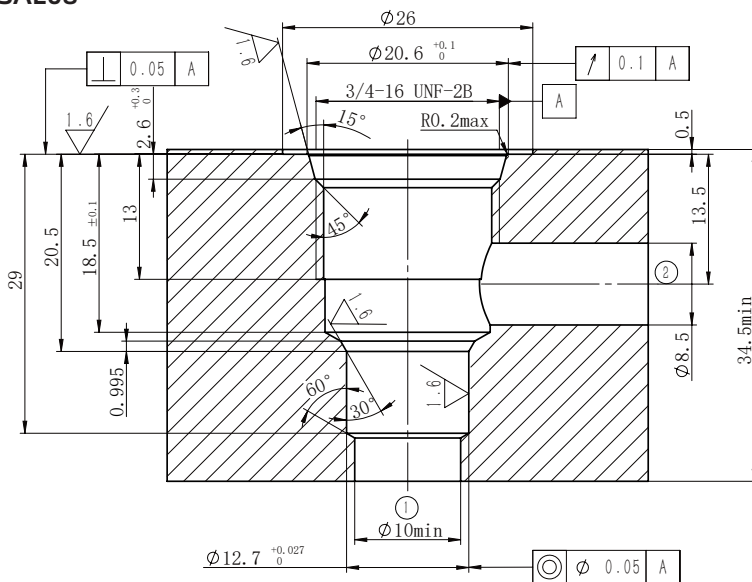


注：性能图说明了流量处理能力。P/Q 曲线是在  $T_{oil}=40^{\circ}\text{C}$  和 46 cSt 下记录。

Note: The performance chart illustrates flow handling capacity. P/Q curves are recorded at  $T_{oil}=40^{\circ}\text{C}$  and 46 cSt.

# ① 插孔图 Cavity

SAE08



# 📄 订货编号 Ordering code

HTCV08U - C0A- 0 \* - 000

插孔规格 Cavity  
SAE08= 3/4-16 UNF螺纹  
鼻端直径 $\Phi 12.7$   
SAE08= 3/4-16 UNF  
With  $\Phi 12.7$  nose size

阀系列编号  
Valve basic code

标识 marking  
0=工厂常规标识, 可根据不同的客户要求  
进行标识  
0=standard factory marking, customized  
marking can be done upon request

000=标准配置  
000=Standard configuration

复位弹簧选型 spring options

弹簧型号 Spring model	开启压力 Cracking pressure
Y	0.5bar
N	1.0bar
S	2.5bar
B	3.0bar
P	5.0bar
G	8.0bar
V	9.0bar
W	15.0bar